

# Optim*Drive* ▶

Software for optimisation of driving time  
(Including calculation of infringements and remaining activities)

## QUICK GUIDE

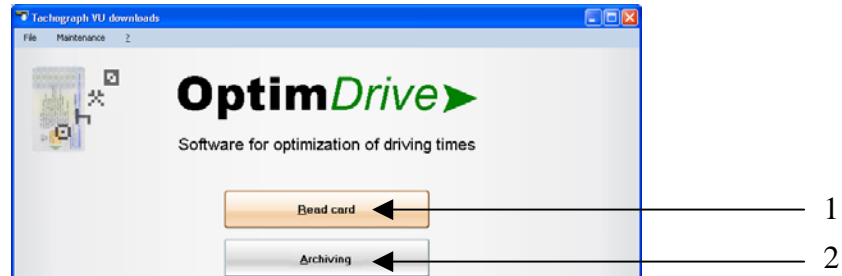


## General

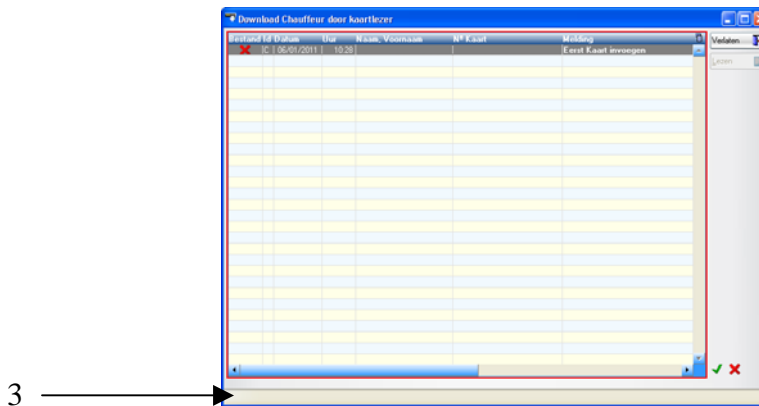
This software is developed to help drivers and dispatchers by organising their work in function of the rules for rest and driving times. Based on the activities of the driver's card, and after only 3 clicks, you can see, in graphical or tabular view the performed activities, the infringements and the remaining periods. Phelect has put his attention on the simplicity of the program and reduced the number of manipulations to the minimum. This short guide will fulfil to be able to enjoy all the opportunities of the program. In case of any questions our hotline will be at your disposal at the number 0903/15 400 (Only in Belgium)

### I. Downloading of the card

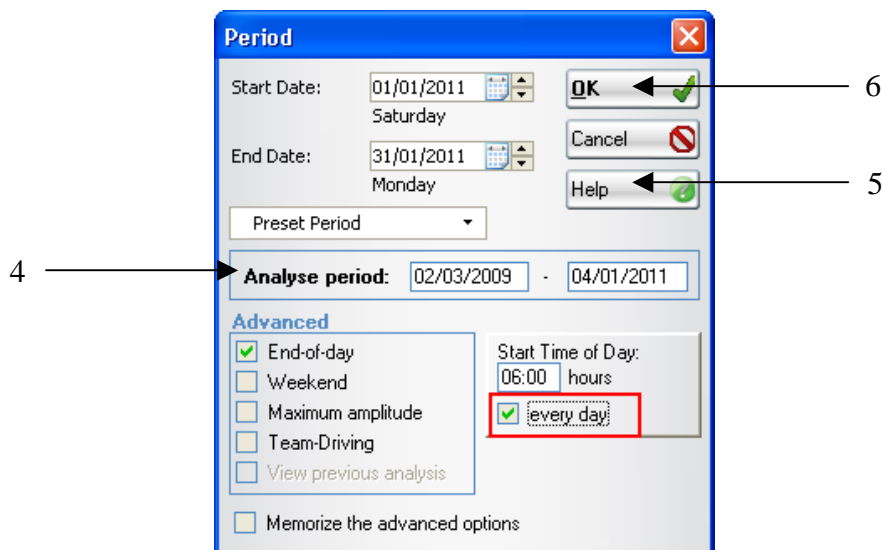
- Open the program by clicking on its icon at your desktop.
- At the home page you click on **Read card (1)**
- The button **Archiving (2)** can be used to consult downloaded and stored files.




- Introduce the driver's card in the reader and wait until it has finished reading. (see progress bar (3))

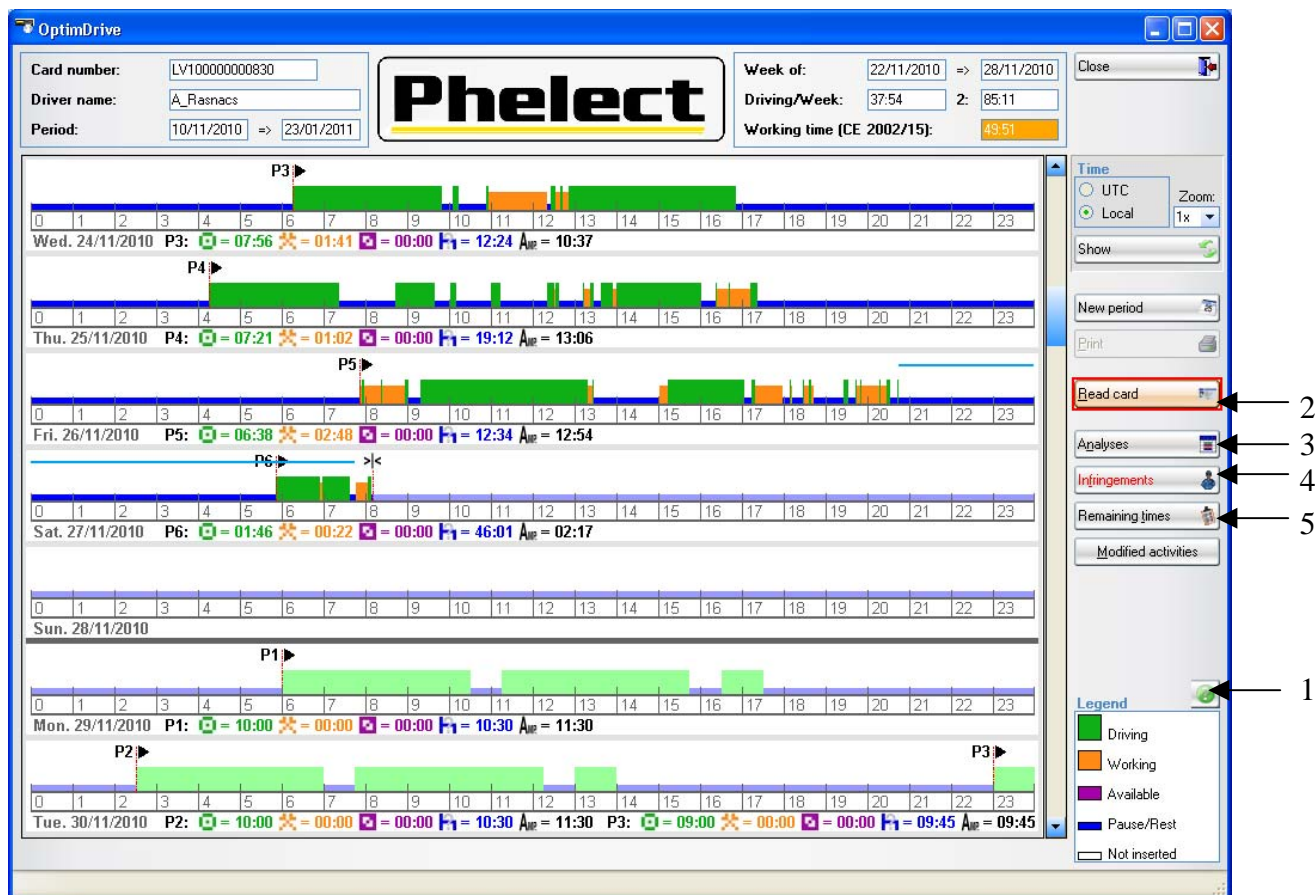


- After reading of the card, you will see the following screen. The default period we propose is from today min 28 days until today plus 14 days. You are free to adapt these data keeping the **Analyse period (4)** in mind. (This is the period for which there are activities present on the card). More information concerned the advanced options are accessible by the button **Help (5)**. After configuration of those parameters you click on **OK (6)** to open the graphical view of your activities.



## II. Graphical view « OptimDrive »

- The graphical view shows you an overview of all your performed activities, of your remaining extrapolated activities and in case of, your infringements regarding the rules for rest and driving times. By clicking on  (1) you will see a detailed extensive legend. To see an activity in detail, you can click on it (the details are shown by our).
  - The button **Read card** (2) allows you to read another card without returning to the home page.
  - The button **Analyses** (3) shows you the activities in a tabular view.
  - The button **infringements** (4) shows the infringements in a tabular view.
  - The button **Remaining times** (5) shows a summary of the remaining times in a tabular view.



- The file of the card that you are consulting and analysing will automatically be saved as soon as you exit the menu OptimDrive. Afterwards you can still consult this information, without reading the card again, by the menu Archiving on the home page.

**Don't forget to make a backup before you exit the program**

### **Attention :**

The removal of the card from the tachograph during the day can be interpreted by the authorities as suspicious. Don't forget to add manually your activities after each removal of your card.

